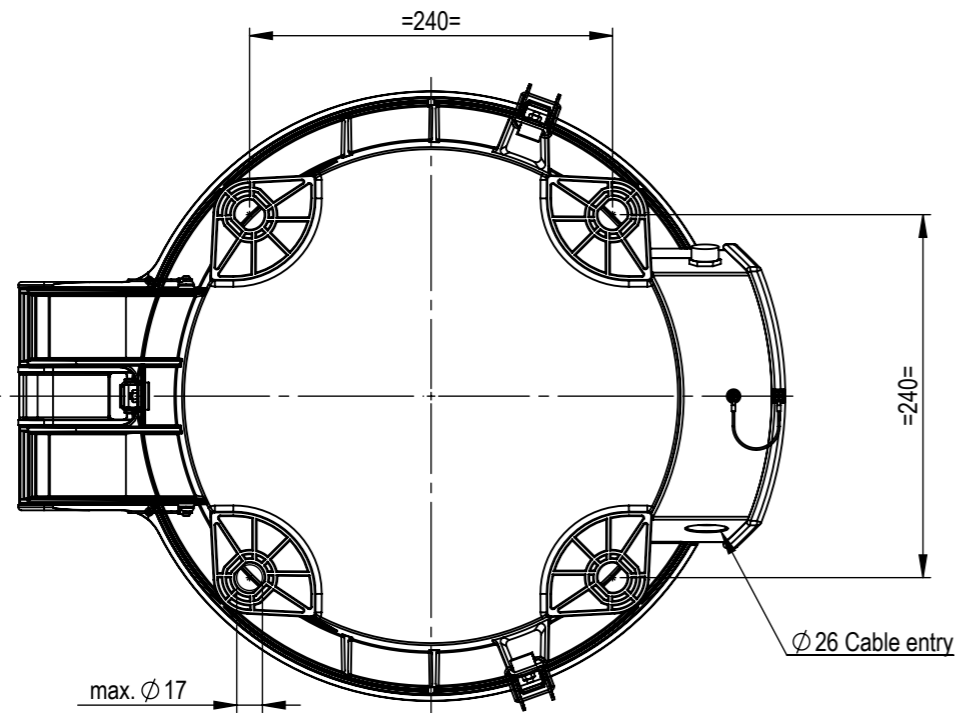
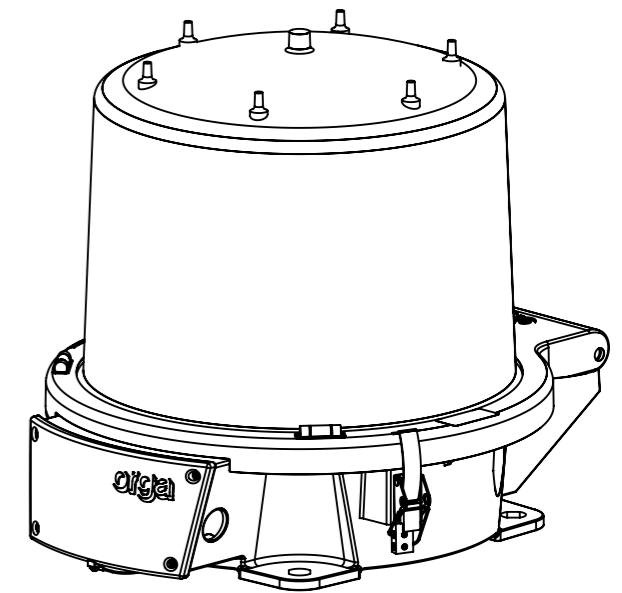
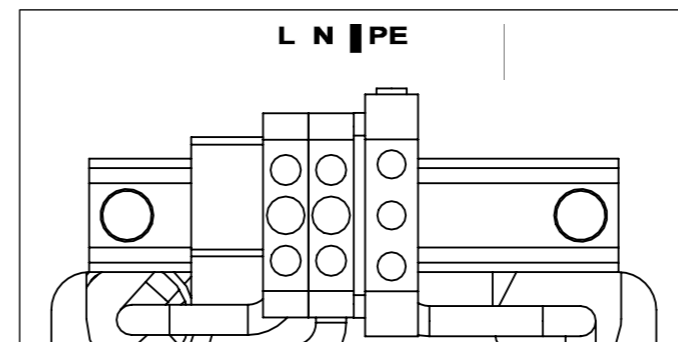


SPARE PARTS LIST			
PART NO	NAME	REFERENCE	DESCRIPTION
014583	L310-Ex Base	L310EX	
018027	L3xx-Ex Base assembly	L310EX	
014316	Junction box cover assembly	L3xx	
014274	Base O-ring	L3xx	Silicone, ca. ID359x10
012292	97-50 latch		
010721	97-50 latch		
015129	AKE 4 PE terminal		
015133	AP AKZ4 plate		
015131	AKZ 4 terminal		
015147	EW15 end bracket		
014582	Dome assembly	L310EX	
017449	Internals	L310EX	White engine
017293	LPS2044EX R0520 module	L310EX	Plastic, ca. 160x130x57mm



CLIENT CONNECTION



Note: all values are typical values

L310EX-W-10	
Marking	: II 2G Ex e mb [ib] IIC T6
Certificate no.	: KEMA 06ATEX0227
IP rating	: IP65 (by design)
Weight	: 16kg / 36lbs
Material	: Plastic

Rev.	Date	Drawn: JWD	Date: 11-08-2006	Client ref.:
0	11-08-2006	Checked:	Date:	
1	23-01-2008	Scale: 1:5		
2	30-06-2011	Sheet: 1 of 1		
3				
4				

Lighting fixture
TYPE: L310EX-W-10

All rights of design or invention are reserved

Client:

orga.

Strickledeweg 13
NL - 3125 AT SCHIEDAM
T +31 (0)10 208 5555
info@orga.nl
www.orga.nl

Project nr.:
P5114

Drawing nr.:
5114- GA01